



The Do's and Don'ts of Marina Procedures

Line Maintenance

One of the most common problems with mooring lines is poor maintenance. A poorly maintained rope will chaff, potentially damaging your vessel, and eventually snap.



An example of ropes that are in poor condition, which are wearing on the bow of the boat and will eventually wear through.



Another example of poorly maintained rope.




An extreme example of what **NOT** to do.

Here the rope is chaffing up against the fair-lead. As the rope has worn down another piece of rope has been added instead of replacing the entire rope.

Always ensure your lines are kept in good condition


You can protect your lines from chaffing (and your vessel from rope damage) by stitching leather or other soft yet durable fabric onto the rope where there are points of contact with your vessel, as shown in these examples of well maintained lines.



Good examples of how to protect ropes on the fair-lead.



Always ensure your vessel is roped in correctly



This example shows incorrectly tied lines. Here only one length of rope is used, which is inherently unstable and allows the vessel to move back and forth in the berth.

Which leads us to **Bow Sprit Overhang**. Most commonly this reflects incorrect tying of vessels so that they are too far into the berth – and it poses a serious hazard for those using the jetty, especially at night.




Marina Supervisor Brian Carver shows the dangers of bowsprit overhang.



Marina Operations Manager Steve McKeown demonstrates another example of the dangers of roping your vessel too far into the berth.




Other examples of bowsprit overhang.



Power Cables



Don't wrap your power lead around your mooring line.



Don't wrap your power lead over the anchor.




Power cables should be attached to a bungee cord using electrical tape or cable ties.



Hazards left in the water and on the jetties



Don't leave your dinghy in the water – it is liable to sink (as this one is) and can damage the wharf structures.



Don't leave rubbish on the jetty – it's a tripping hazard and can damage other vessels if blown around in high winds.

Fenders



Don't neglect your fenders. If they have fallen into a bad state of repair they won't be protecting your vessel.



Sun damage can make the fender surface hard and abrasive which will damage your vessel.



You can maintain your fenders in a good state of repair by recovering them as they start to show signs of deterioration.

The Supervisors Office located at your marina has a supply of new fenders for sale. We also supply covers if you wish to recover your existing fenders.

Launching Ramp

Don't power up onto your trailer at the launching ramp – please use the winch on your trailer instead. Powering up damages the Gobbi blocks and significantly increases the maintenance requirement on the launching ramps.

